

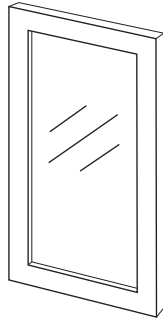
Wood frame rectangle mirror 60*90cm

Simple Assembly Instructions

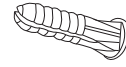
Keep these instructions for further use

COMPONENT PARTS AND FITTINGS

A. Mirror x 1



B. Wall plugs x 2

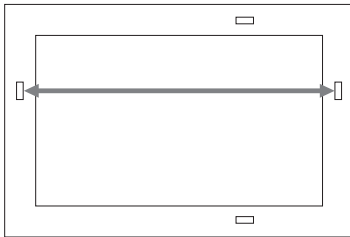


C. Fixing Screws x 2



Assembly

- Rectangular mirrors can be hung vertically or horizontally.
- Select your required wall mounting orientation for the mirror.
- Measure the distance between the two fixing plates horizontal to the top of the mirror.



- Mark the position on the wall checking they are straight (use a spirit level if required)

Note:

- Ensure there are no pipes or main cables behind the mounting points before drilling.
- If drilling into ceramic tiles, use a special bit for ceramic tiles.
- Where possible, drill your hole between ceramic tiles (in the grout).
- It is essential that this unit is fixed to a wall with the fixings provided.
- The screws and wall plugs supplied are only for use in solid walls. If fitting to any other type of wall seek professional advice.

Care & Maintenance

- a) The product complies with BS 7449:1991¹
- b) Retailer: Argos
- c) Retailer address: 489-499 Avebury Boulevard, Saxon Gate West, Central Milton Keynes, Bucks, MK9 2 NW
- d) Specification: Film backed 3 mm mirror
- e) Manufacture date: Shown on product label
- f) Product code: 624/8581
- g) If a glass component is chipped or broken replace with glass of the type described on this label. Consult the manufacturer, retailer or agent with regard to obtaining a manufacturing specification and shape for replacement glass quoting the model number and batch number or date of manufacture.

Warnings

- 1) Do not place very hot or very cold items against or in close proximity to glass surfaces unless an adequately thick insulating material is used to prevent such items from coming into contact with the glass.
- 2) Do not strike the glass with hard or pointed items.
- 3) When cleaning glass panels or mirrors use a damp cloth or leather with washing up liquid or soft soap if necessary; do not use washing powders or any other substance containing abrasives since these substances scratch glass.
- 4) Do not sit or stand upon horizontal glass surfaces.