

MISFIT

SHINE 2™

FITNESS + SLEEP MONITOR



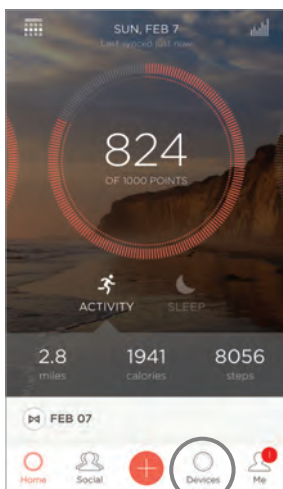
ALWAYS ON

Misfit Shine 2 Is Designed To Be Always On You.

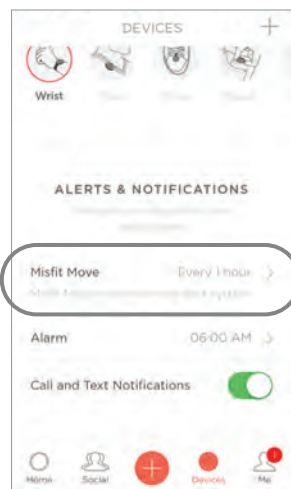
MISFIT SHINE 2 USER GUIDE

Misfit Move (Activity Reminder)

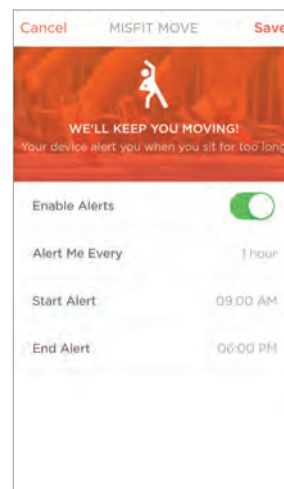
Subtle vibrations throughout the day encourage you to move more.



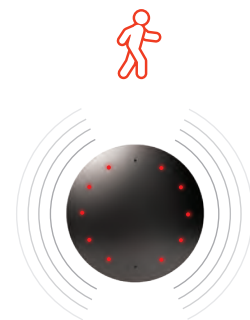
- 1 Launch the Misfit App. Tap on "Devices."



- 2 On the Devices screen, scroll down and tap "Misfit Move."



- 3 Set the frequency and time frame for your activity reminders.

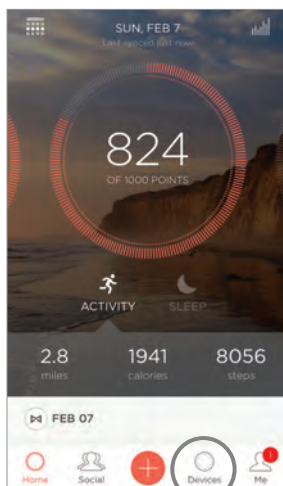


Misfit Move

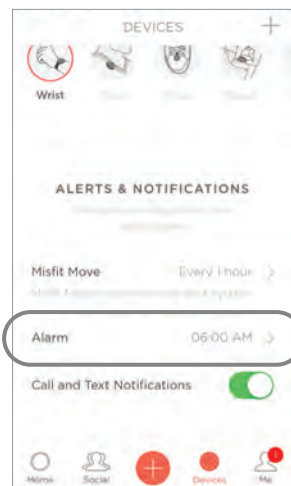
If you haven't been moving much, Misfit Shine 2 will blink red and vibrate.

Gentle Wake Up Alarm

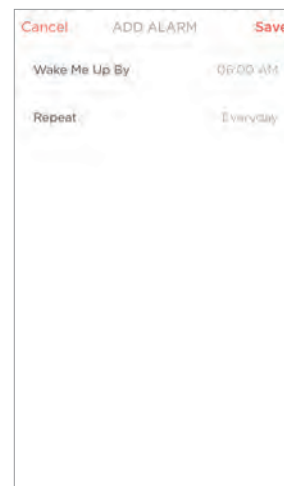
The vibrating alarm in Misfit Shine 2 silently wakes you at the right time.



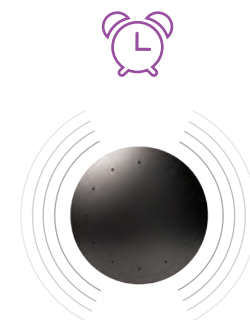
- 1 Launch the Misfit App. Tap on "Devices."



- 2 On the Devices screen, scroll down and tap "Alarm."



- 3 Add an alarm for the time you want to wake up.

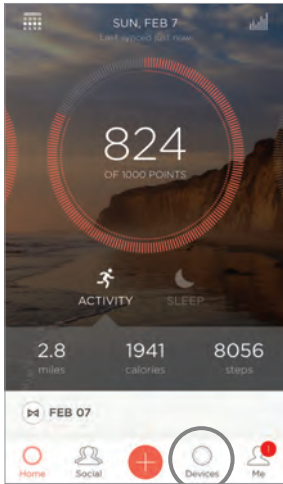


Wake Up Alarm

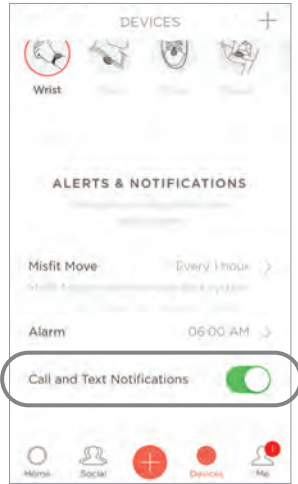
When it's time to wake up, Misfit Shine 2 will vibrate.

Call and Text Notifications


Vibration alerts notify you of incoming calls and texts (Misfit Shine 2 needs to be within wireless range of your phone)



- 1 Launch the Misfit App. Tap on "Devices."




- 2 On the Devices screen, scroll down and enable "Call and Text Notifications."



Call Notifications

If you're getting a phone call on your mobile device, Misfit Shine 2 will blink green and vibrate.




Text Notifications


If you're getting a text message on your mobile device, Misfit Shine 2 will blink light blue and vibrate.

Activity Goal Progress


Touch Misfit Shine 2 to see your activity progress




25%
of progress




50%
of progress




100%
of progress



150%
of progress




200%
of progress



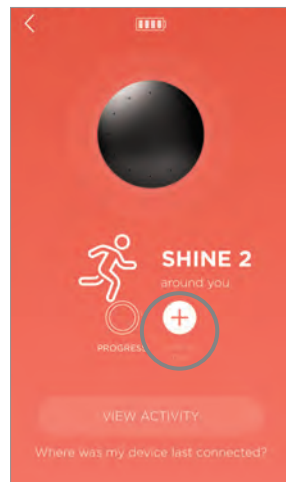
250%
of progress

Do More With The Misfit Link App


Use the Misfit Link App to make your Misfit Shine 2 into a smart button




- 1 Launch the Misfit Link App. Find and sync your Misfit Shine 2. Select your device.



- 2 Tap the "+" to add a smart button feature to the triple tap motion.



- 3 Tap "LINK" to assign the smart button feature you want when you triple tap Shine 2. To remove the feature tap "UNLINK."



Triple Tap

Tap Misfit Shine 2 quickly 3 times to activate the smart button feature.