

REMINGTON®

Keratin Radiance Heated Brush



CB65A456

**Register online for
£10,000 prize draw
EXTRA year guarantee
FREE rewards gallery**



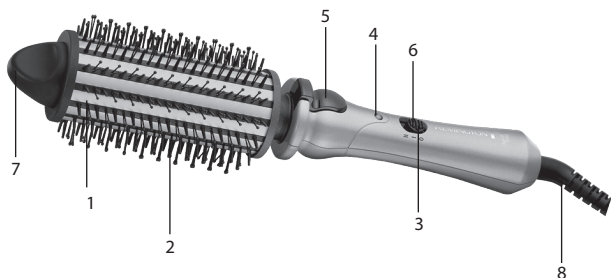
Visit www.remington.co.uk/productregister
You must register within 28 days
of purchase.

Thank you for buying your new Remington® product. Please read these instructions carefully and keep them safe.
Remove all packaging before use.

IMPORTANT SAFEGUARDS

- 1 This appliance can be used by children aged from 8 years and above and persons with reduced physical, sensory or mental capabilities or lack of experience and knowledge if they have been supervised/instructed and understand the hazards involved. Children shall not play with the appliance. Cleaning and user maintenance shall not be done by children unless they are older than 8 and supervised. Keep the appliance and cable out of reach of children under 8 years.
- 2 Warning – for additional protection the installation of a residual current device (RCD) with a rated residual operating current not exceeding 30mA is advisable in the electrical circuit supplying the bathroom. Ask an electrician for advice.
- 3 For UK, Household Use Only. Currently, the fitting in a bathroom of an electrical socket suitable or capable of operating the dryer/straightener is not permitted (see BS7671).
- 4 Do not leave the appliance unattended while plugged in.
- 5 Do not use the product with a damaged power cord or plug.
- 6 Do not wrap the cord around the unit. Check the cord regularly for any sign damage.
- 7 If the supply cord of this unit becomes damaged, discontinue use immediately and return the appliance to your nearest authorised Remington® service dealer for repair or replacement in order to avoid a hazard.
- 8 Warning: do not use this appliance near bathtubs, showers or basins or other vessels containing water.
- 9 Do not plug or unplug the appliance with wet hands.
- 10 Do not allow any part of the appliance touch the face, neck or scalp.
- 11 Only set the appliance down on a heat-proof surface.
- 12 Do not place the appliance on any soft furnishings.
- 13 This appliance is not intended for commercial or salon use.
- 14 Let the appliance cool down before cleaning and storing away.
- 15 Use and store the product at a temperature between 10°C and 35°C.





KEY FEATURES

- 1 45mm advanced Keratin and Macademia ceramic coated barrel
- 2 Heat resistant mixed bristles
- 3 On-off switch
- 4 Indicator light
- 5 Curl release button
- 6 Temperature controls
- 7 Cool tip
- 8 Swivel cord

PRODUCT FEATURES

- Advanced ceramic coating infused with Keratin and Macademia for smooth, radiant, healthy looking hair.
- High heat - 120°C to 180°C.
- Automatic safety shut off – this unit will switch itself off if no button is pressed or it is left on after 60 minutes.
- Multivoltage: for home or abroad. At 120V times and temperatures may vary.

INSTRUCTIONS FOR USE

- Before use, ensure the hair is clean, dry and tangle-free.
- For extra protection use a heat protection spray.
- ★ Hairsprays contain flammable material – do not use while using this product.
- Section the hair prior to styling. Style the lower layers first.

- Plug in the styler and slide the switch to position I to turn on.
- Start styling on the lower setting first.
- I = 120°C
- II = 180°C

✳ To Curl

- Take a section of hair and place the ends around the brush. Rotate the styler allowing the hair to wrap around the barrel of the brush.
- Wait about 15 seconds for the curl to form.
- Press the curl release button and carefully draw the brush away allowing the hair to unwind automatically.
- Allow the hair to cool before styling.
- Repeat this around the head to create as many curls as desired.

✳ To Create Volume

- Place the volumising brush at the root of the hair and wrap a section of the hair over the barrel.
- Hold the brush in place for 15 seconds to provide volume at the roots.
- Press the curl release button and carefully draw the brush away.

✳ To Finish Styles

- Use the heated styling brush as you would a normal round brush, running it through the hair to define ends and create texture.
- When finished slide the switch down to turn off and unplug the appliance.
- Let the appliance cool before cleaning and storing away.

CLEANING AND MAINTENANCE

- Unplug the appliance and allow to cool.
- Wipe all the surfaces with a damp cloth.
- Don't use harsh or abrasive cleaning agents or solvents.

ENVIRONMENTAL PROTECTION

To avoid environmental and health problems due to hazardous substances in electrical and electronic goods, appliances marked with this symbol must not be disposed of with unsorted municipal waste, but recovered, reused or recycled.



➡ SERVICE AND GUARANTEE

Defects affecting product functionality appearing within the guarantee period will be corrected by replacement or repair at our option provided the product is used and maintained in accordance with the instructions.

Your statutory rights are not affected.

Consumables are excluded.


Defects from repair by an unauthorized dealer are not covered.


If you call the Service Centre, please have the Model No. to hand, as we won't be able to help you without it. The Model No. can be found on the rating plate of the appliance.

Replacement parts and accessories are available to buy at
www.remington.co.uk/parts-accessories

➡ SERVICE CENTRE

United Kingdom

 Tel 0800 212 438 (free call mainland UK)

 +44 161 947 3111 (call outside the UK)

Spectrum Brands (UK) Ltd

Fir Street, Failsworth, Manchester

M35 0HS, UK

www.remington.co.uk

Ireland

 Tel 142 951 40

Remington Consumer Products,

Unit B12, Ballymount Corporate Park,

Ballymount, Dublin 12.

www.remington.co.uk

REGISTER ONLINE FOR

£10,000 prize draw, EXTRA year guarantee, FREE rewards gallery.

Visit www.remington.co.uk/productregister. You must register within 28 days of purchase.

Model No. CB65A456

16/UK/ CB65A456 T22-0004297 Version 04 /16

Remington® is a Registered Trade Mark of Spectrum Brands, Inc., or one of its subsidiaries.
Spectrum Brands (UK) Ltd

Fir Street,
Failsworth,
Manchester
M35 0HS

www.remington.co.uk

© 2016 Spectrum Brands, Inc.