



Lee Stafford

ARGANOil[®]
from
Morocco



STRAIGHTEN & NOURISH IRONS



Lee Stafford
2 YEAR GUARANTEE

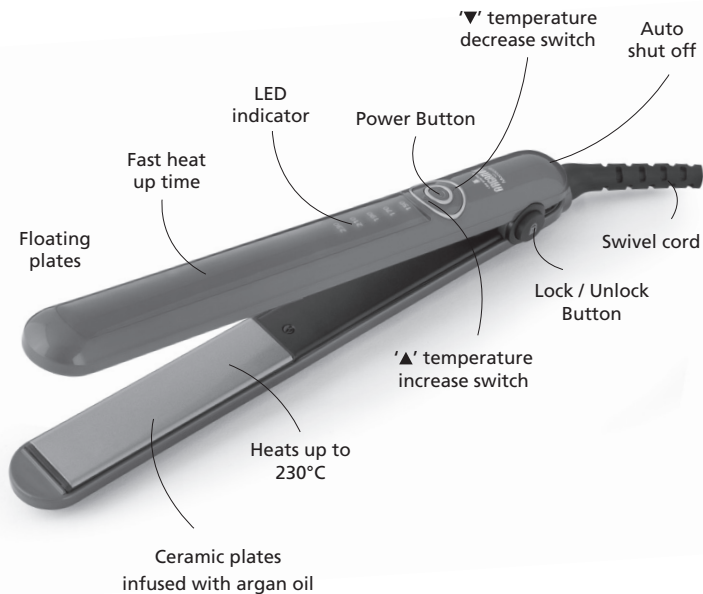
LSHS13 Instruction Manual

My STRAIGHTEN and NOURISH

straighteners infused with argan oil are a must have product. Argan oil is a rich, nourishing ingredient native to Morocco. The Berber women have used this moisture-infusing wonder oil as part of their daily beauty regime for hundreds of years. These ancient beauty secrets, proven for centuries, are locked inside these straighteners!

Scan the QR code to see my handy hints and top tips





Due to our policy of continuous improvement, the actual product may differ slightly from the one illustrated in this booklet.

CERAMIC STRAIGHTENERS FOR STRAIGHT AND SLEEK HAIR

PRODUCT FEATURES

- Ceramic plates infused with argan oil for soft, shiny and healthy hair.
- Auto shut off after 60 minutes.
- Straighten or curl.
- Lockable plates for storage.
- Digital LCD control for greater accuracy.
- Professional heat up from 150°C - 230°C.
- Floating plates to help glide through your hair easily and quickly with no snagging.
- Durable swivel cord.
- 2 year guarantee (subject to registration).

Thank you for choosing Lee Stafford. Please read and retain these instructions before operating for future reference.

USING YOUR CERAMIC STRAIGHTENERS

PREPARING FOR USE

- Please read and retain these instructions before operating for future reference.
- Remove all packaging and keep safe.
- **For domestic use only.**
- **Do not allow young children to play with this product. Adult supervision is required at all times if the product is used near young children.**

OPERATION

This unit operates on main AC 220-240V~50Hz.

INSTRUCTIONS FOR USE

- Hair should be clean, dry and tangle free before using the straighteners.
- Plug the appliance into a suitable mains socket.
- Ensure the voltage being used is the correct voltage for this straighteners.
- Switch the straighteners on by pressing the on/off switch, the temperature display will be illuminated.
- Set the required temperature using the ^ / v buttons. The display informs the following:
 - The indicator flashes - the straighteners are warming up.
 - The indicator stops flashing – straighteners have reached the desired temperature.
- The straighteners will reach operating temperature after just a few seconds.
- Allow the straighteners to cool down completely before cleaning or storage.

LEE'S TOP TIPS

- Before using the straighteners I recommend using my ARGANOIL® from Morocco HEAT DEFENCE SPRAY.
- Make sure the hair is dry and there are no knots or tangles within the hair to avoid any snagging.
- Set the desired temperature using the ^ / v buttons.
- Section the hair into manageable sections.
- Starting from the roots, put the hair between the straightener plates.
- Clamp the straightener plates and pull them slowly from the roots to the tips of the hair.
- Hold the plates firmly together to ensure the best results.
- Repeat until you have straightened the whole head.
- After straightening, let your hair cool down and then comb it out.
- When finished use my ARGANOIL® MIRACLE SHINE SPRAY for the perfect finishing touch.

CLEANING AND MAINTENANCE

- The straighteners must be unplugged before cleaning.
- Let the straighteners cool down before cleaning.
- Clean the straighteners with a soft cloth or sponge moistened with a mild soap and water.
- Dry thoroughly before use.
- Do not use any harsh detergents, abrasives, solvents or cleaners.
- Never immerse in water to clean.

STORAGE

- Ensure the straighteners are completely dry, switched off and unplugged from the mains before storage.
- Store in original box in a cool, dry place.
- Store in a safe place, away from children.

IMPORTANT SAFEGUARDS

- Please read these instructions before operating these straighteners and retain for future use.

FOR DOMESTIC USE ONLY

IMPORTANT SAFETY POINTS


To reduce the risk of fire, burns, electric shock or other injuries, careful study of the following important safety precautions is strongly recommended:

For additional protection, the installation of a residual current device (RCD) having a rated residual operating current not exceeding 30mA is advisable. Please consult your local electrician for advice.

ALWAYS

- ✓ **ALWAYS** use the unit only for its intended use as described in this manual.
Only use attachments included in this pack.
- ✓ **ALWAYS** take care to avoid contact between the hot surface of the plates and bare skin, particularly at the face and neck.
- ✓ **ALWAYS** ensure the appliance is switched off, unplugged from the mains and it has cooled down before storing.
- ✓ **ALWAYS** keep the unit out of the reach of children. This appliance can be used by children aged from 8 years and above and persons with reduced physical, sensory or mental capabilities or lack of experience and knowledge if they have been given supervision or instruction concerning use of the appliance in a safe way and understand the hazards involved. Children shall not play with the appliance. Cleaning and user maintenance shall not be made by children without supervision.
- ✓ **ALWAYS** regularly check the mains cord for damage. If damaged, discontinue use immediately and do not use until the appliance has been inspected and approved by a qualified electrician.
- ✓ **ALWAYS** clean before storing away.
- ✓ **ALWAYS** keep mains cord away from hot or heated surfaces.
- ✓ **ALWAYS** store in original box in a cool, dry place.

NEVER

- ✗ **NEVER** use this product if it is not working correctly, if it has been dropped or damaged or dropped into water or any other liquid or if it has a damaged plug or mains cord. If it has the unit must not be used.
- ✗ **NEVER** use with wet hands.
- ✗  **NEVER** use this product near bathrooms, showers, basins or other vessels containing water and do not immerse in water or any other liquids.

- X **NEVER** place the unit near heat sensitive materials.
- X **NEVER** leave unattended when plugged in and operating.
- X **NEVER** wind the mains cord around the handle or plates when hot or while storing.
- X **NEVER** store while still connected to the mains.
- X **NEVER** attempt repairs yourself. Repairs to electrical appliances should only be performed by a qualified electrician. Improper repairs may place the user at serious risk and will invalidate the guarantee.
- X **NEVER** carry or suspend the appliance by the mains cord.

IMPORTANT SAFETY POINTS

Read these instructions thoroughly before using this appliance or connecting to the mains supply.

A 13 amp BS1362 ASTA approved fuse must be fitted.

Before switching on, make sure that the voltage of your electricity supply is the same as that indicated on the rating plate. Connecting it to any other power source may cause damage.

This product may be fitted with a non-rewirable plug. If it is necessary to change the fuse in the plug, the fuse cover must be refitted. If the fuse cover becomes lost or damaged, the plug must not be used until a suitable replacement is obtained.

If the plug has to be changed because it is not suitable for your socket, or due to damage, it should be cut off and a replacement fitted, following the wiring instructions shown. The old plug must be disposed of safely because inserting it into a socket could cause an electrical hazard.

The wires in the power cable of this product are coloured in accordance with the following code:


Blue = Neutral Brown = Live

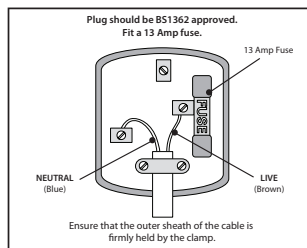
If the markings on the terminals of your plug do not correspond to the colours shown of the wires in the power cable, proceed as follows:

The wire which is coloured **Blue** must be connected to the terminal which is marked **N** or coloured **Black**.

The wire which is coloured **Brown** must be connected to the terminal which is marked **L** or coloured **Red**.

DO NOT connect any wires to the earth terminal.

 This symbol indicates that this is a 2-core appliance is Class II and does not require an earth connection.



SERVICING

There are no user serviceable parts inside this appliance. Always refer servicing to qualified service personnel. If you drop or damage your product, do not use until it has been inspected and approved by a qualified electrician.

If you require help with using your product contact the Customer Services Helpline on **0345 467 6743**.



The LEE STAFFORD and ARGANOIL devices, barcode and the trade dress are all trade marks and used under licence. All rights reserved.

YOUR TWO YEAR GUARANTEE

This product is guaranteed for a period of 2 years from the date of purchase against mechanical and electrical defects, when registered at www.leestaffordelectricals.com within 28 days of purchase.

NB: Non-registered products are guaranteed for a period of 1 year.

It is particularly important that you carefully read the instructions provided, in order to get maximum use from this product.

This guarantee is only valid if the appliance is used solely for domestic purposes in accordance with the instructions and provided that it is not connected to an unsuitable electricity supply, dismantled or interfered with in any way or damaged through misuse. Under this guarantee we undertake to repair or replace free of charge any parts found to be defective.

This guarantee is only valid with your original sales receipt as proof of purchase. You may wish to attach the receipt to this card for ease of reference and to avoid accidental loss.

In the unlikely event of a fault or mechanical defect in material and workmanship within the **12 months** of purchase the product should be returned to the retailer for replacement.

If the fault develops after 12 months and within 24 months from the date of original

purchase and you have registered your product online within 28 days of purchase, you should contact Customer Services quoting the product's model number and batch code.

This information can be located on the underside or back of the product. The batch code will be stated in an YYWW format (e.g. 1133).

For spare parts please contact customer services quoting the product's model number and batch code. They will give you up-to-date prices.

Exclusions

1. Batteries and damage from leakage is not covered by the terms of the guarantee.
2. The warranty does not cover acts of God such as fire, floods, hurricanes or tornadoes or use for rental or commercial services.

This guarantee does not cover any claims for consequential loss or damage.

This guarantee is only valid within the UK and Ireland. Nothing in this guarantee or the instructions relating to this product excludes, restricts or otherwise affects your statutory rights.

In line with our policy of continuous product development we reserve the right to change the product, packaging and documentation specifications without notice.

ALL MPL HOME PRODUCTS ARE INTENDED FOR DOMESTIC USE ONLY

MPL Home Customer Services
0345 467 6743 or
warranty@mplhome.com



At the end of the useful life of the appliance, it should not be disposed of with general household waste.

Check with your Local Authority or retailer for recycling advice in your local area.

Lee Stafford is marketed and distributed under license by MPL Home Ltd HP2 7DX



Lee Stafford

ARGANOIL[®]

from
Morocco





Lee Stafford

ARGANOIL®

from
Morocco



"Have Fun, Look wicked,
Turn iT ON"

Lee
xXx

Lee Stafford, Soho, London
www.leestaffordelectricals.com