

148X210mm

CV Boat Ball Pit And Pool

Assembly & User Instructions - Please keep for future reference314/6460

CHAD VALLEY

Assembly



Important

Age: 3 + years

The dimension of assembled product: (W)170cm*(H)150cm*(D)110cm

Important – Please read these instructions fully before assembly or use

These instructions contain important information which will help you get the best from your product and ensure safe and correct assembly, use and maintenance.

⚠ Safety Information

Important – Please read these instructions fully before assembly or use

General safety

- Adult assembly required.
- Before use, please ensure the item is on a stable and level surface.
- Do not use the item if any part is broken, torn and missing.


Warning

- Children can drown in very small amounts of water. Empty the pool when not in use.
- Do not install the paddling pool over concrete, asphalt or any other hard surface.
- Use only in areas free of obstruction and sharp objects.
- Inflation using a foot pump is recommended, never use air compressor.
- Ensure the stoppers are fully inserted and check regularly for leakage.
- Only for domestic use. Outdoor use only.
- Maximum user weight: 50kgs
- Young children in paly are unaware of potential dangers and hazards, therefor responsible adult supervision is essential.
- WARNING! Keep small parts out of the reach of children under 36 months because of possible choking hazard.
- Place the product on a level surface at least 2m from any structure or obstruction such as a fence, garage, house, overhanging branches,laundry lines or electrical wires;
- When playing, it is better to avoid facing directly toward the sun.

Parts

If you need help or have damaged or missing parts, call the Customer Helpline: 03456 400 800.

Please check you have all the parts and fittings listed below

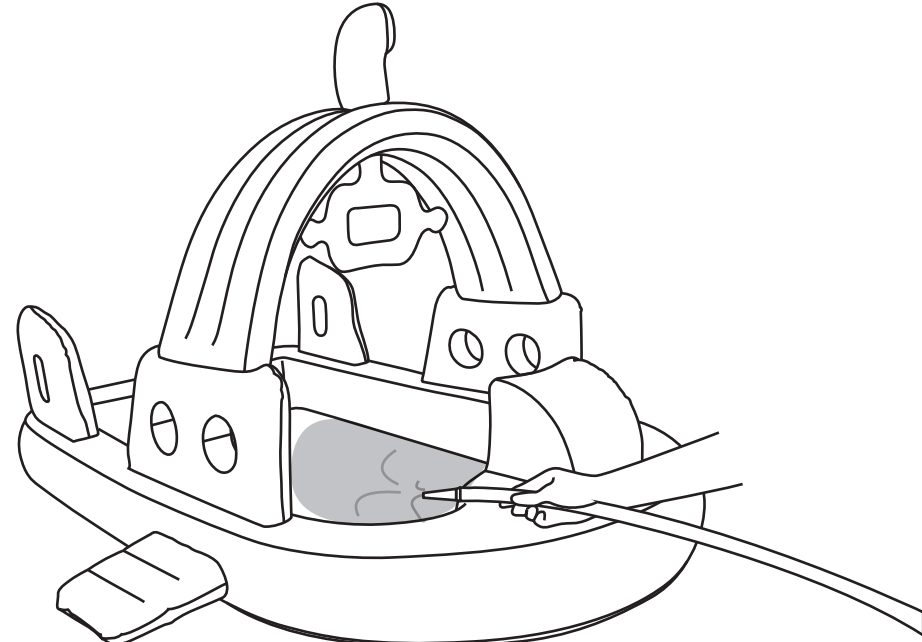



Repair patch x 1

Note:

The quantities above are the correct amount to complete the assembly. In some cases more fittings may be supplied than are required.

Assembly Instructions





Care and Maintenance

- Clean all equipment after use.
- Please deflate the product and store it in shady, cool place.
- Check the product before use every time and also check regularly during use, ensure no air
- No leakage or looseness between the rope and knot in order to reduce hazards.
- When use the repair patch please read the instruction on the back of the repair patch carefully.
- Please keep the repair patch away from Children.

CE







Warning. Never leave your child unattended – drowning hazard.

If you need help or have damaged or missing parts, call the Customer Helpline: 03456 400 800.

Produced for Chad Valley Toys. Country of origin: CHINA.

Address: 489 - 499 Avebury Boulevard, Central Milton Keynes, MK9 2NW. www.argos.co.uk/chadvalley