

<b>Dragon-i®</b> www.dragon-itoys.com		<b>Product Description:</b> # 80803 Talking Ben Animation	
<b>Part no.</b>	#D80803005HB-R3   IM	<b>Prepared by</b>	Haru
<b>Artwork Size</b>	210(L) x 148.5(H) mm (A5)	<b>Checked by</b>	
<b>Coating</b>	/	<b>Approved by</b>	
<b>Packaging Color</b>	<b>K</b>	<b>Remarks</b>	D-I Std. IM (HB) 2014/03/26 -NEW Ben logo -added Tom and Friends logo
<b>Language</b>	English		
<b>Date</b>	2014/03/26		

TALKING  
**BEN**

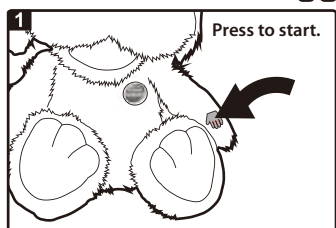
INSTRUCTION  
SHEET

3+

Touch To Hear App Sounds Function


1

Press to start.



2


Wait for sounds to end.



3

Touch my Head.


5 random sounds from the app!



4

Touch my Tummy.


5 random sounds from the app!



5

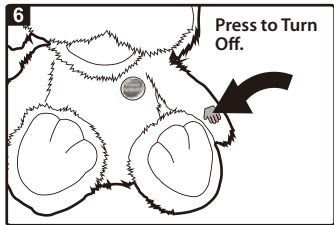
Touch my Left Foot.

2 random sounds from the app!



6

Press to Turn Off.

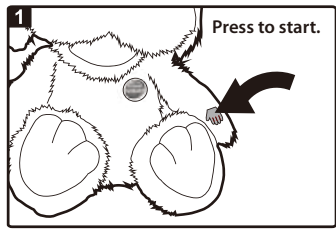


Gently tap the body over sensor area to hear the app sounds.  
**WARNING: DO NOT HIT/PUNCH/THROW TOY OR IT MAY CAUSE DAMAGE PREVENTING THE TOY FROM FUNCTIONING PROPERLY.**

Talk Back With Talking Ben Function

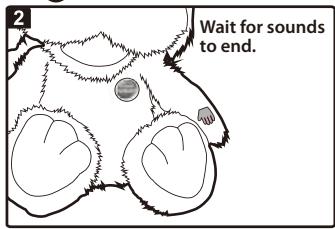
1

Press to start.



2

Wait for sounds to end.

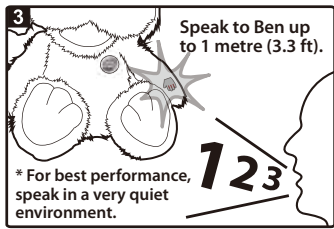


3

Speak to Ben up to 1 metre (3.3 ft).

\* For best performance, speak in a very quiet environment.


1 2 3



4


Talking Ben repeats what you say in his voice!

1 2 3



5

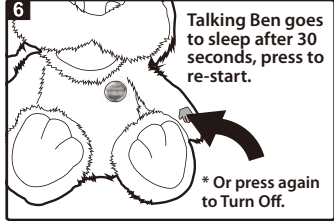
In a very quiet environment, if you do not speak to Ben, he will make random sounds.



6

Talking Ben goes to sleep after 30 seconds, press to re-start.

\* Or press again to Turn Off.



NOTE: Both Touch & Talk back function can be used alternatively, within 30 seconds.

